



Bay Architects
 18201 Gulf Freeway
 Post Office Box 891209
 Houston, Texas 77289
 Tel 281.286.6605
 Fax 281.286.9606

ADDENDUM NO. 04
 August 06, 2010

Project: **Package A – 2010: Misc. Renovations and Additions to Cook Middle School and E.L.C. No. 2**
 Cypress-Fairbanks Independent School District

Prepared by: Bay Architects, Inc. (mail) Post Office Box 891209
 18201 Gulf Freeway Houston, Texas 77289
 Webster, Texas 77598
 (281) 286-6605



Bay Project No.:0930 (10-02-2196R-FP)

Prepared for: Prospective Proposers

PART A NOTICE TO PROPOSERS

01. Receipt of this Addendum shall be acknowledged on the Proposal Form. Failure to do so may subject Proposers to disqualification. Each Proposer shall make necessary adjustments and submit his proposal with full knowledge of all modifications, clarification, and supplemental data included therein.
02. This Addendum forms part of the Contract Documents and shall be incorporated integrally therewith. Where provisions of the following supplemental data differ from those of previously issued documents, this Addendum shall govern.
03. The following Contract Documents have been issued to date delineating the Work (Project):

Construction Documents	July 20, 2010
Addendum No. One	July 29, 2010
Addendum No. Two	August 05, 2010
Addendum No. Three	August 05, 2010
04. This Addendum consists of pages ADD4-1 through ADD4- 2; and four attached sketches SK-ADD04-01 thru SK-ADD04-05. Total pages included in this Addendum: 7 pages.

PART B CHANGES TO PRIOR ADDENDA

05. None

PART C CHANGES TO THE PROJECT MANUAL

06. Section 01030-Alternates
 - a. Under Article 3.1 – Alternates, add the following:

ALTERNATE NO. 4a – COOLING TOWER AT COOK MIDDLE SCHOOL
 This Alternate shall establish the amount to be added to the Base Proposal for the Contractor to provide cooling tower as manufactured by BAC.

ALTERNATE NO. 4b – COOLING TOWER AT COOK MIDDLE SCHOOL
 This Alternate shall establish the amount to be added to the Base Proposal for the Contractor to provide cooling tower as manufactured by Marley.

ALTERNATE NO. 4c – COOLING TOWER AT COOK MIDDLE SCHOOL

This Alternate shall establish the amount to be added to the Base Proposal for the Contractor to provide cooling tower as manufactured by Evapco.

07. Section 01091 – Codes, Regulations and Standards
 - a. Under Article 1.4- Definitions, Item G, Number 2. Architect’s Consultants, add the following:
 - d. Civil Engineer: Brooks & Sparks, Inc. or their authorized representative(s).
08. Section 10800 – Toilet Accessories
 - a. Under Article 4.1-Item List, add the following as Item 18: TA-18-Hand Dryers: World Dryer, model RA5E (no substitutions), E suffix meets 4” protrusion requirements.

PART D CHANGES TO THE DRAWINGS

“Changes may be indicated on the enclosed 8-1/2 x 11 and/or 11” x 17” sheets.”

09. Sheet G1.01-co
 - a. Revise APPLICABLE CODES to read “INTERNATIONAL BUILDING CODE, 2006” in lieu of “INTERNATIONAL BUILDING CODE, 2003”.
 - b. Revise APPLICABLE CODES to read “INTERNATIONAL FIRE CODE, 2006” in lieu of “INTERNATIONAL FIRE CODE, 2000”.
 - c. Revise FIRE PROTECTION to read “SPRINKLER SYSTEM: NONE” in lieu of “SPRINKLER SYSTEM: AUTOMATIC SPRINKLER PROVIDED IN MUSIC”.
10. Sheet C1.01-co
 - a. Revise partial 6/C1.01-co SITE PLAN per attached sketches SK-ADD04-01 thru SK-ADD04-02.
 - b. SITE RENOVATION KEYED NOTES: Add Keyed Note #3 to read “New Fire Lane Striping; RE: Civil Sheet C2.11-co for Fire Lane Details”.
11. Sheet C1.02-co
 - a. Detail 6/C1.02-co PARTIAL DEMOLITION SITE PLAN – FINE ARTS WING, delete the two (2) large square Keyed Notes marked as 2.
 - b. Detail 13/C1.02-co SITE DEMO. KEYED NOTES, circle Keyed Note No. 8, delete the words “TO BE DONE BY ALLOWANCE”.
12. Sheet C1.03-co
 - a. Revise 3/C1.03-co PARTIAL RENOVATION SITE PLAN – MECHANICAL YARD per attached sketches SK-ADD04-03 and SK-ADD04-04.
 - b. Detail 6/C1.03-co PARTIAL RENOVATION SITE PLAN – FINE ARTS ADDITION, delete the extraneous leader near the existing grate inlet.
 - c. Revise 6/C1.03-co PARTIAL RENOVATION SITE PLAN – FINE ARTS WING per attached sketch SK-ADD04-05.
 - d. Detail 13/C1.03-co SITE RENOV. KEYED NOTES, square Keyed Note No. 1, add the words “CROSS-SLOPES SHALL NOT EXCEED 1:50 AND SHALL MEET THE REQUIREMENTS OF BOTH T.A.S. & T.D.L.R.”
 - e. Detail 13/C1.03-co SITE RENOVATION KEYED NOTES, square Keyed Note No. 13, partially revise to read (10’-0” min. wide) in lieu of (5’-0” min. wide).

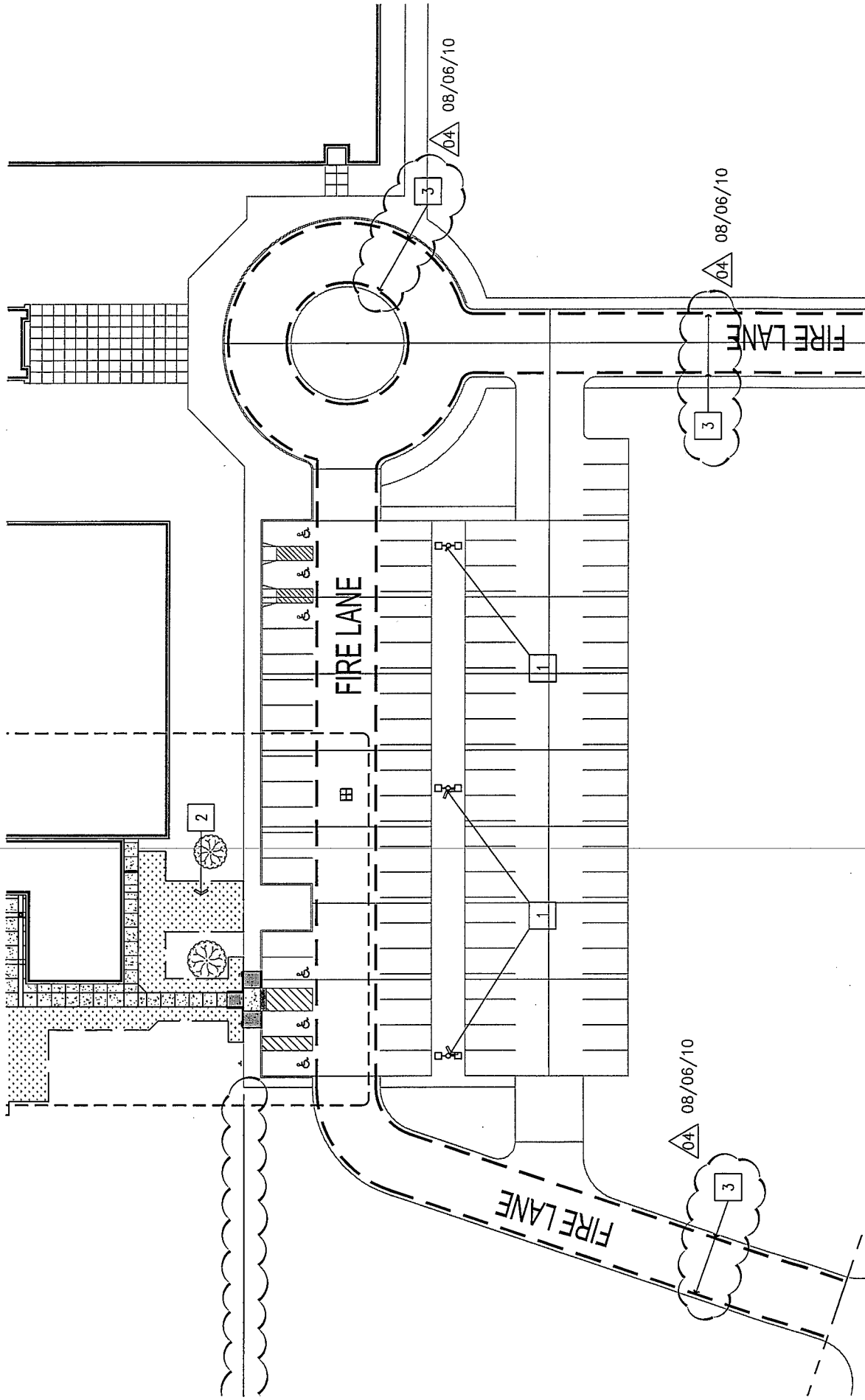
PART E NEW ISSUED DRAWING SHEETS

13. None


PART F RE-ISSUED DRAWING SHEETS

14. None

END OF ADDENDUM

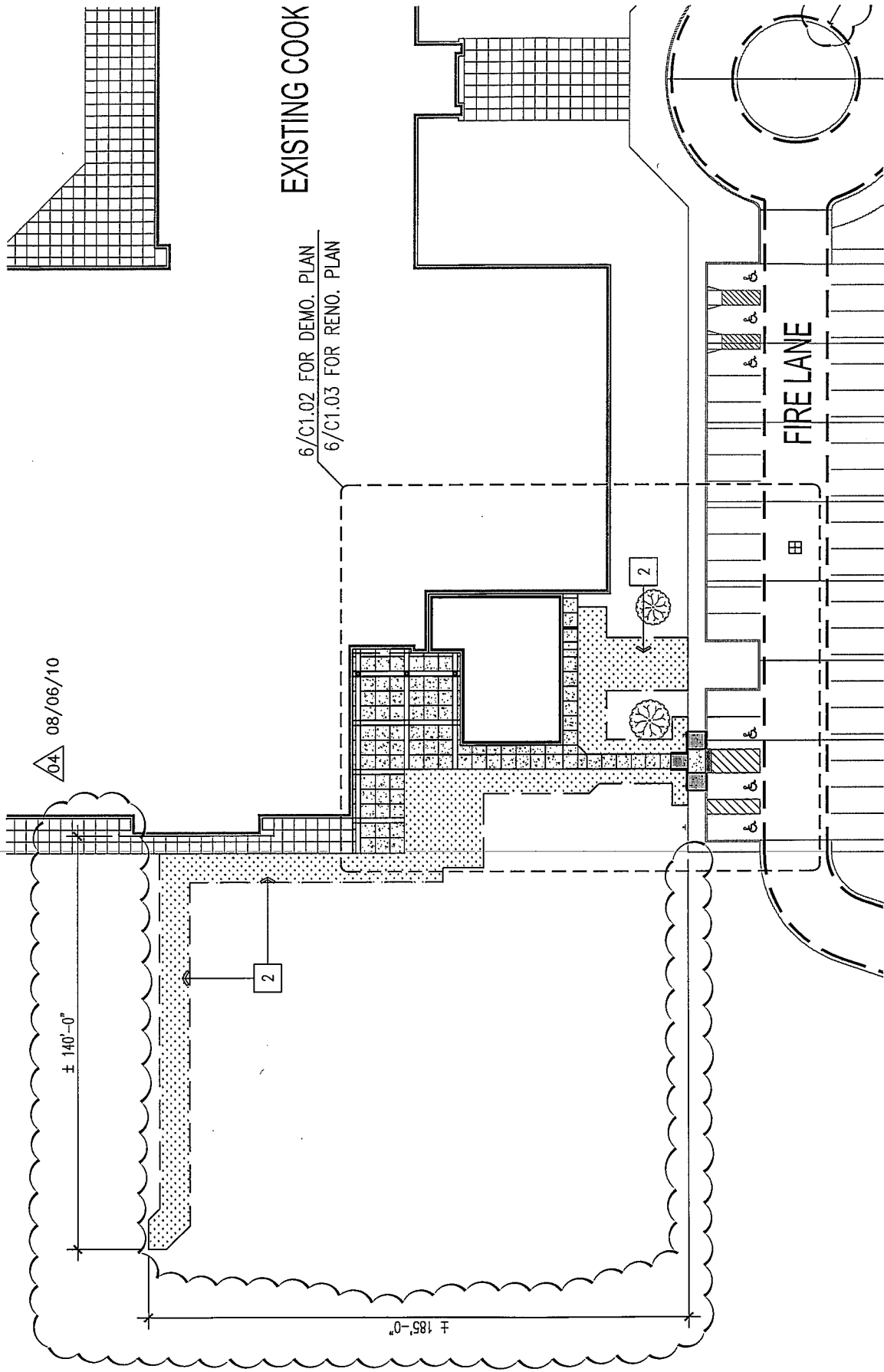


PARTIAL SITE PLAN - 6/C1.01-CO



BAY ARCHITECTS
 18201 GULF FREEWAY
 P.O. BOX 891209
 HOUSTON, TEXAS 77289
 281.286.6605

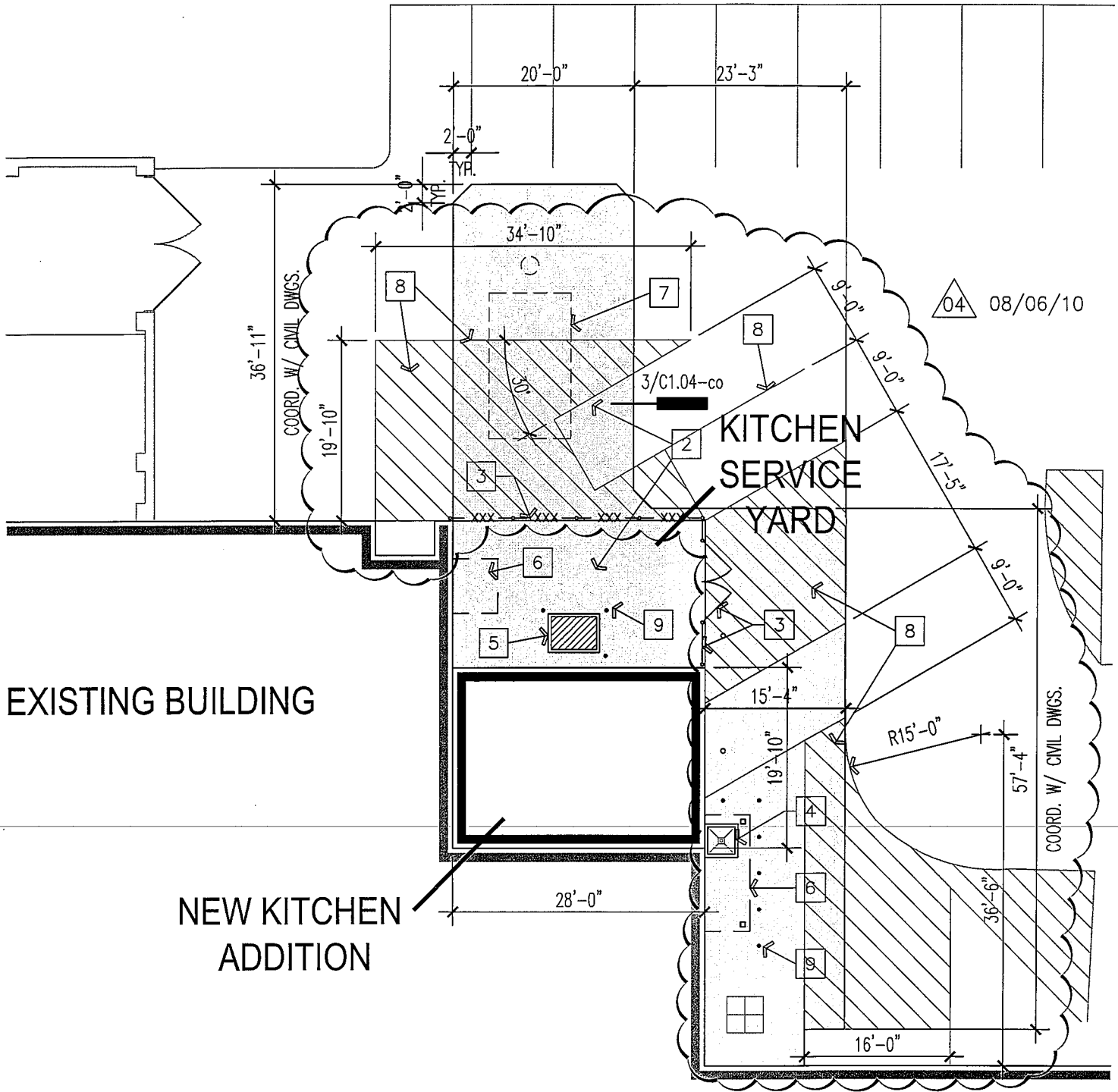
SK-ADD04-01
 0930
 1" = 50'-0"
 08/06/2010
 0930-SK-ADD04-01.dwg



BAY ARCHITECTS
 18201 GULF FREEWAY
 P.O. BOX 891209
 HOUSTON, TEXAS 77289
 281.286.6605

PARTIAL SITE PLAN - 6/C1.01-CO

SK-ADD04-02
 0830
 1" = 50'-0"
 08/06/2010
 0930-SK-ADD04-02.dwg

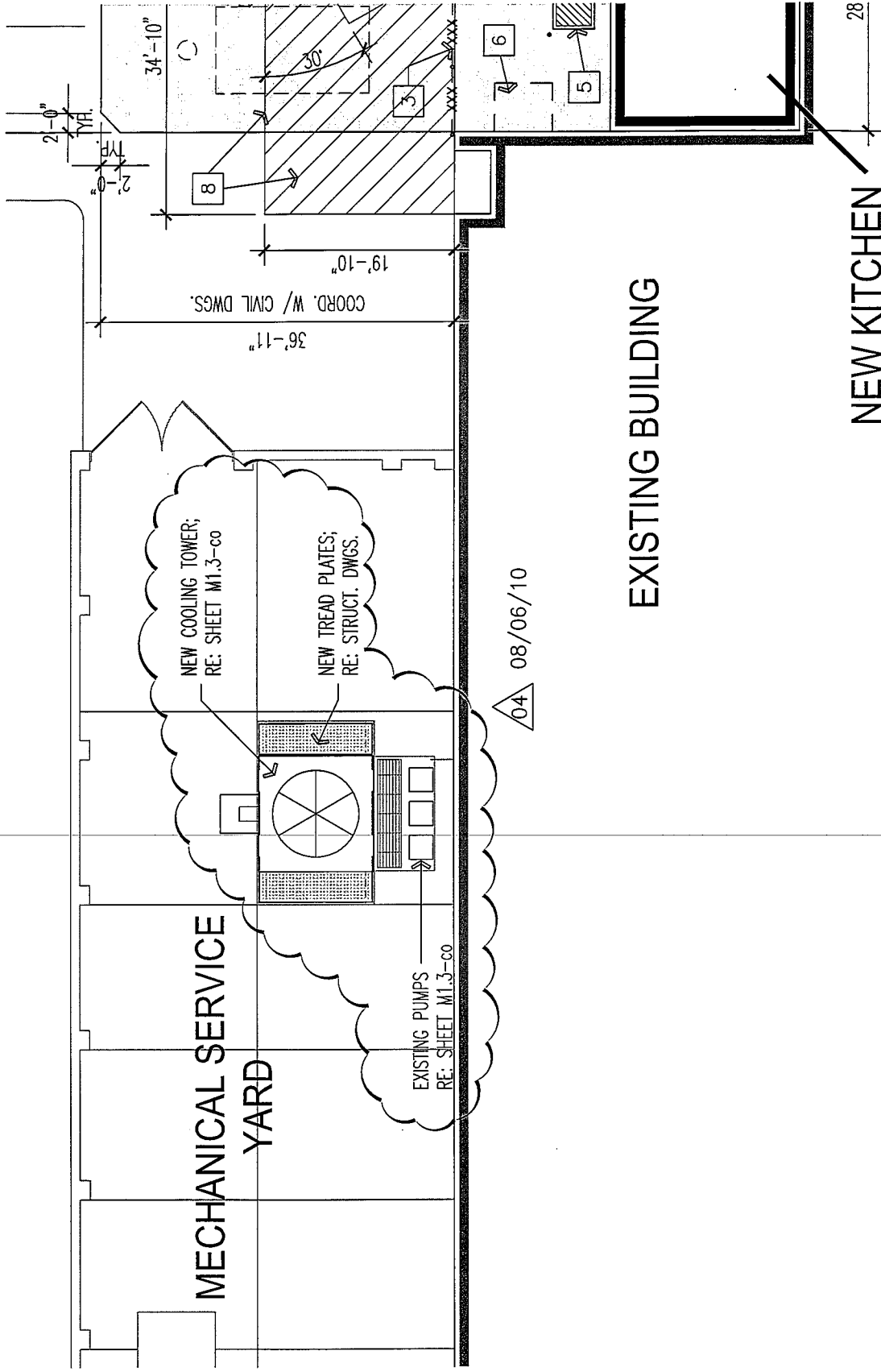


PARTIAL RENOV. SITE PLAN - MECH. YARD - 3/C1.03-co



BAY ARCHITECTS
 18201 GULF FREEWAY
 P.O. BOX 891209
 HOUSTON, TEXAS 77289
 281.286.6605

Package 'A' 2010 Cy-Fair I.S.D.	SK-ADD04-03 0930 1/16" = 1'-0" 08/06/2010 0930-SK-ADD04-03.dwg
------------------------------------	--



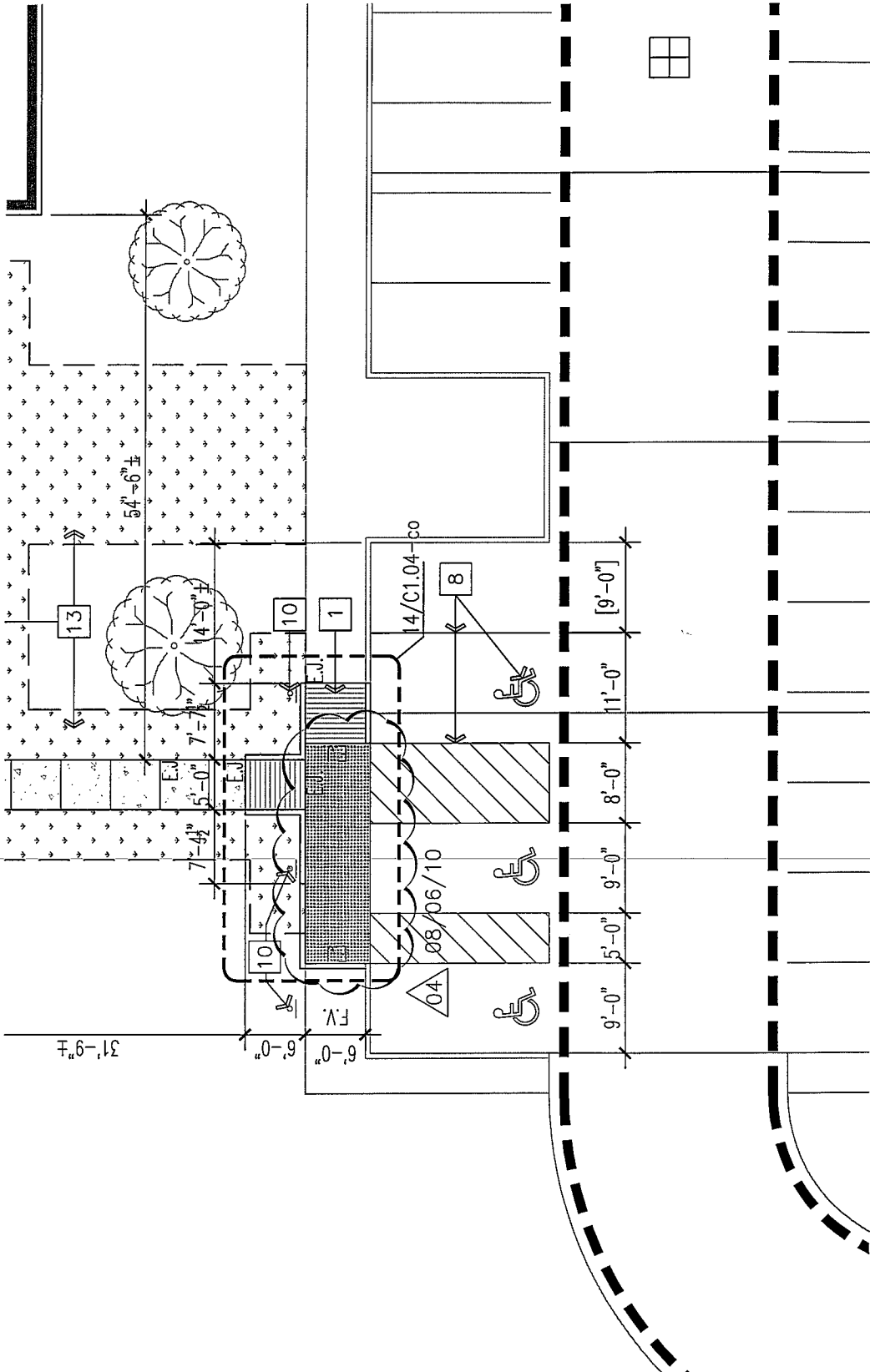
PARTIAL RENOV. SITE PLAN - MECH. YARD - 3/C1.03-co

BAY ARCHITECTS
 18201 GULF FREEWAY
 P.O. BOX 891209
 HOUSTON, TEXAS 77289
 281.286.6605

Package 'A' 2010
 Cy-Fair I.S.D.

SK-ADD04-04
 0930
 1/16" = 1'-0"
 08/06/2010
 0930-SK-ADD04-04.dwg





PARTIAL RENOV. SITE PLAN - FINE ARTS ADDITION - 6/C1.03-CO



BAY ARCHITECTS
 18201 GULF FREEWAY
 P.O. BOX 891209
 HOUSTON, TEXAS 77289
 281.286.6605

Package 'A' 2010
 Cy-Fair I.S.D.

SK-ADD04-05
 0930
 1/16" = 1'-0"
 08/06/2010
 0930-SK-ADD04-05.dwg