



Bay Architects


18201 Gulf Freeway
Webster, Texas 77598
Tel 281.286.6605
Fax 281.286.9606

ADDENDUM NO. 04

5 April 2010

Project: **A NEW TRANSPORTATION FACILITY**
Dickinson Independent School District

Issued by: **Bay Architects, Inc.**
18201 Gulf Freeway
Webster, Texas 77598
281-286-6605



Project No.: **0806**

Prepared for: **Prospective Proposers**

PART A: NOTICE TO BIDDERS:

1. Receipt of this Addendum shall be acknowledged on the Proposal Form. Failure to do so may subject Bidders to disqualification. Each Proposer shall make necessary adjustments and submit his proposal with full knowledge of all modifications, clarification, and supplemental data included therein.
2. This Addendum forms part of the Contract Documents and shall be incorporated integrally therewith. Where provisions of the following supplemental data differ from those of previously issued documents, this Addendum shall govern.
3. The following Contract Documents have been issued to date delineating the Work (Project).

Contract Documents	18 March 2010
Addendum No. 01	1 April 2010
Addendum No. 02	1 April 2010
Addendum No. 03	5 April 2010

4. This Addendum consists of two (2) 8-1/2x11 written pages, and eight (8) 8-1/2x11 attached sketches **ADD-4-1** through **ADD-4-8**; as prepared by Brooks and Sparks. Total pages: 10 pages.

PART B: CHANGES TO PRIOR ADDENDA

5. None

PART C: CHANGES TO THE PROJECT MANUAL

6. None.

PART D: CHANGES TO THE DRAWINGS

7. Sheet C2.05 Demolition Plan (Sheet 2 of 3): Remove additional sidewalk to install proposed water and sanitary utilities as shown on attached sketch **ADD-4-1**.
8. Sheet C2.07 Grading Plan (Sheet 1 of 3): Add slope arrows and note to area behind existing building "H" and proposed detention pond as shown on attached sketch **ADD-4-2**.
9. Sheet C2.08 Grading Plan (Sheet 2 of 3): Add additional sidewalk with grading to existing gymnasium as shown on attached sketch **ADD-4-3**.
10. Sheet C2.11 Storm Sewer (Sheet 2 of 3): Remove proposed storm leads from floor trenchdrain as shown on attached sketch **ADD-4-4**.
11. Sheet C2.11 Storm Sewer (Sheet 2 of 3): Add proposed oil separator and connect to proposed storm sewer as shown on attached sketch **ADD-4-5**.
12. Sheet C2.18 Water and Sanitary Sewer Plan (Sheet 2 of 3): Add proposed 2" water line to serve bus rinse as shown on attached sketch **ADD-4-6**.
13. Sheet C2.18 Water and Sanitary Sewer Plan (Sheet 2 of 3): Add proposed 2" water line to serve bus rinse as shown on attached sketch **ADD-4-7**.
14. Sheet C2.18 Water and Sanitary Sewer Plan (Sheet 2 of 3): Add proposed 2" water line to serve bus rinse and move proposed sanitary sewer out from under bus rinse as shown on attached sketch **ADD-4-8**.

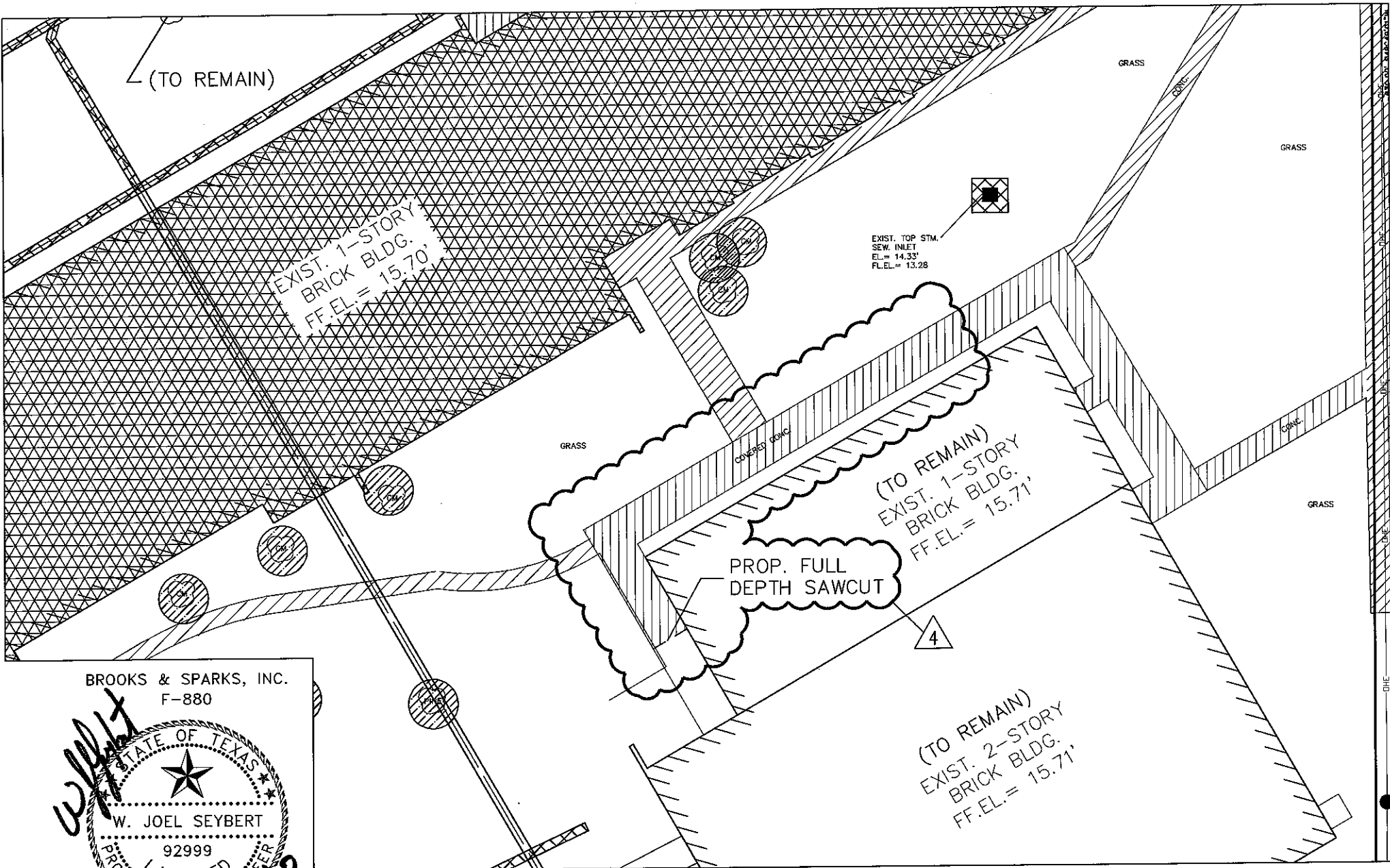
PART E: NEW ISSUED DRAWING SHEETS

15. None.


PART F: RE-ISSUED DRAWING SHEET

16. None.

END OF ADDENDUM



BROOKS & SPARKS, INC.
F-880

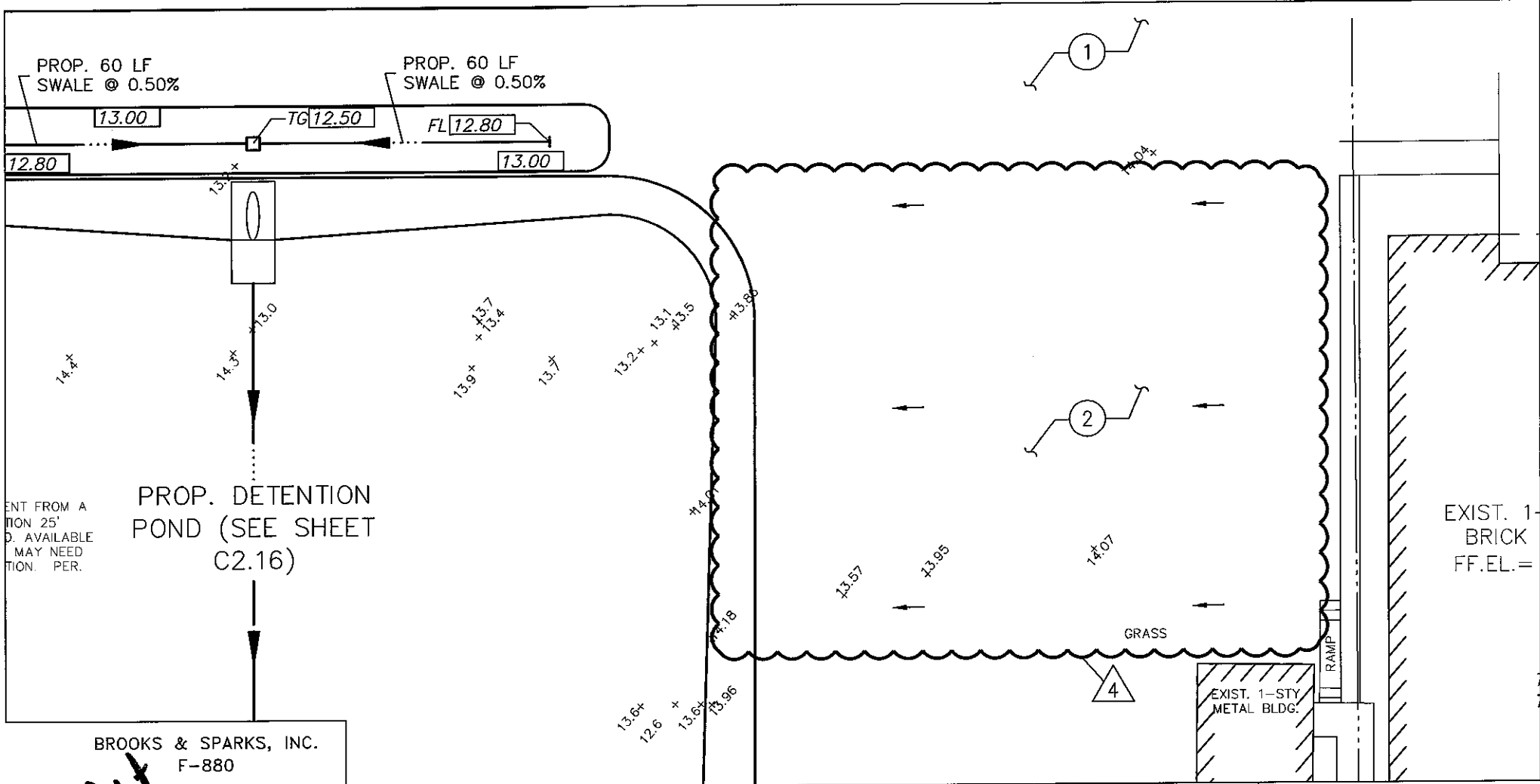


DEMOLITION PLAN



BAY ARCHITECTS
18201 GULF FREEWAY
P.O. BOX 891209
HOUSTON, TEXAS 77289
281.286.6605


<p>A NEW TRANSPORTATION FACILITY DICKINSON I.S.D.</p>	<p>ADD-4-1 0806 1"=30" 03/31/2010 C2.05</p>
--	--



ENT FROM A
TION 25'
D. AVAILAB
MAY NEED
TION. PER.

PROP. DETENTION
POND (SEE SHEET
C2.16)

BROOKS & SPARKS, INC.
F-880



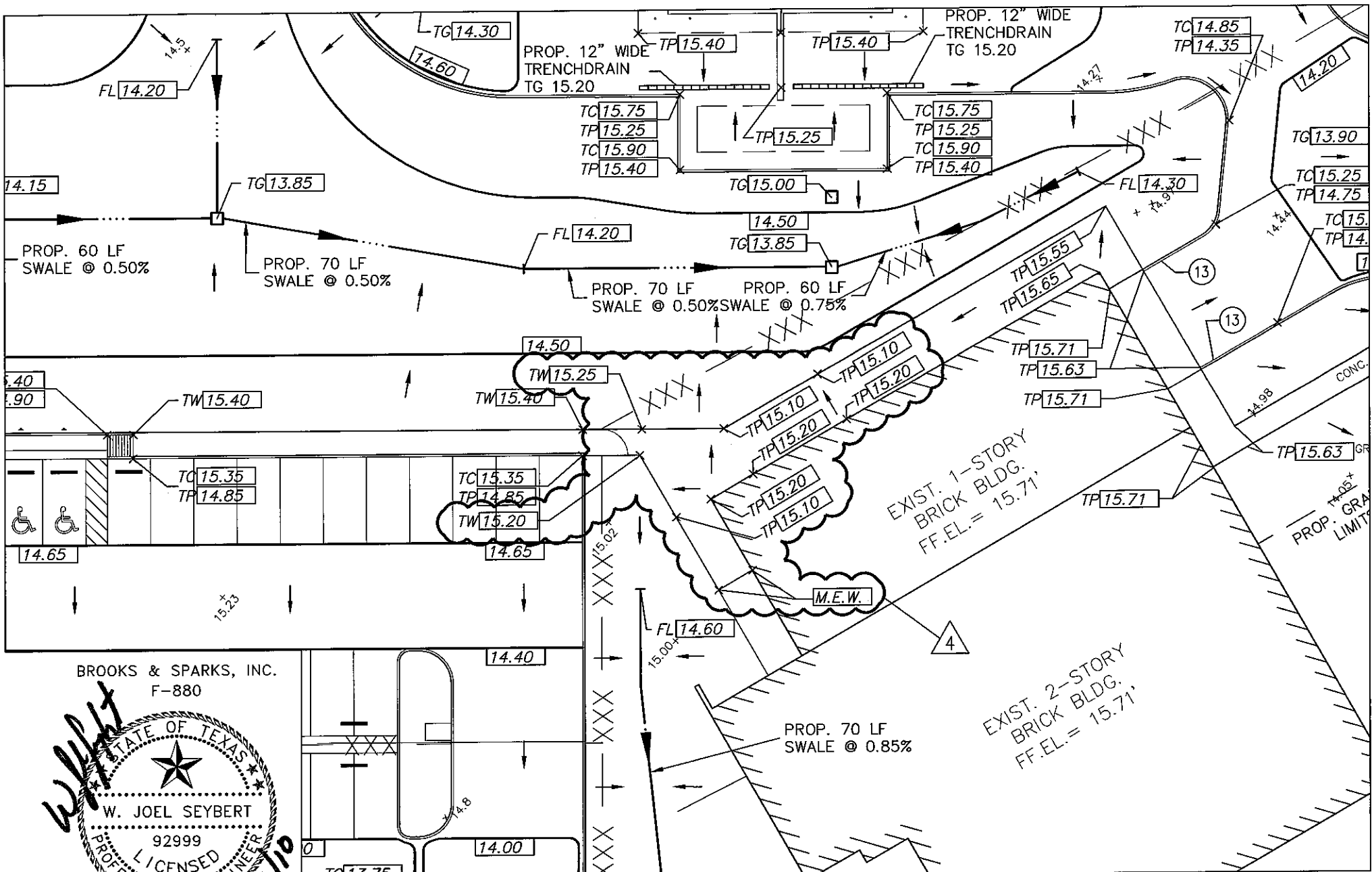
2. CONTRACTOR TO GRADE AREA TO SHEET FLOW TO PROPOSED
DETENTION POND. CONTRACTOR TO HYDROMULCH SEED AREA
UNTIL STAND OF GRASS IS ESTABLISHED.

GRADING PLAN




BAY ARCHITECTS
18201 GULF FREEWAY
P.O. BOX 891209
HOUSTON, TEXAS 77289
281.286.6605

<p>A NEW TRANSPORTATION FACILITY DICKINSON I.S.D.</p>	<p>ADD-4-2 0806 1"=30" 03/31/2010 C2.07</p>
--	--



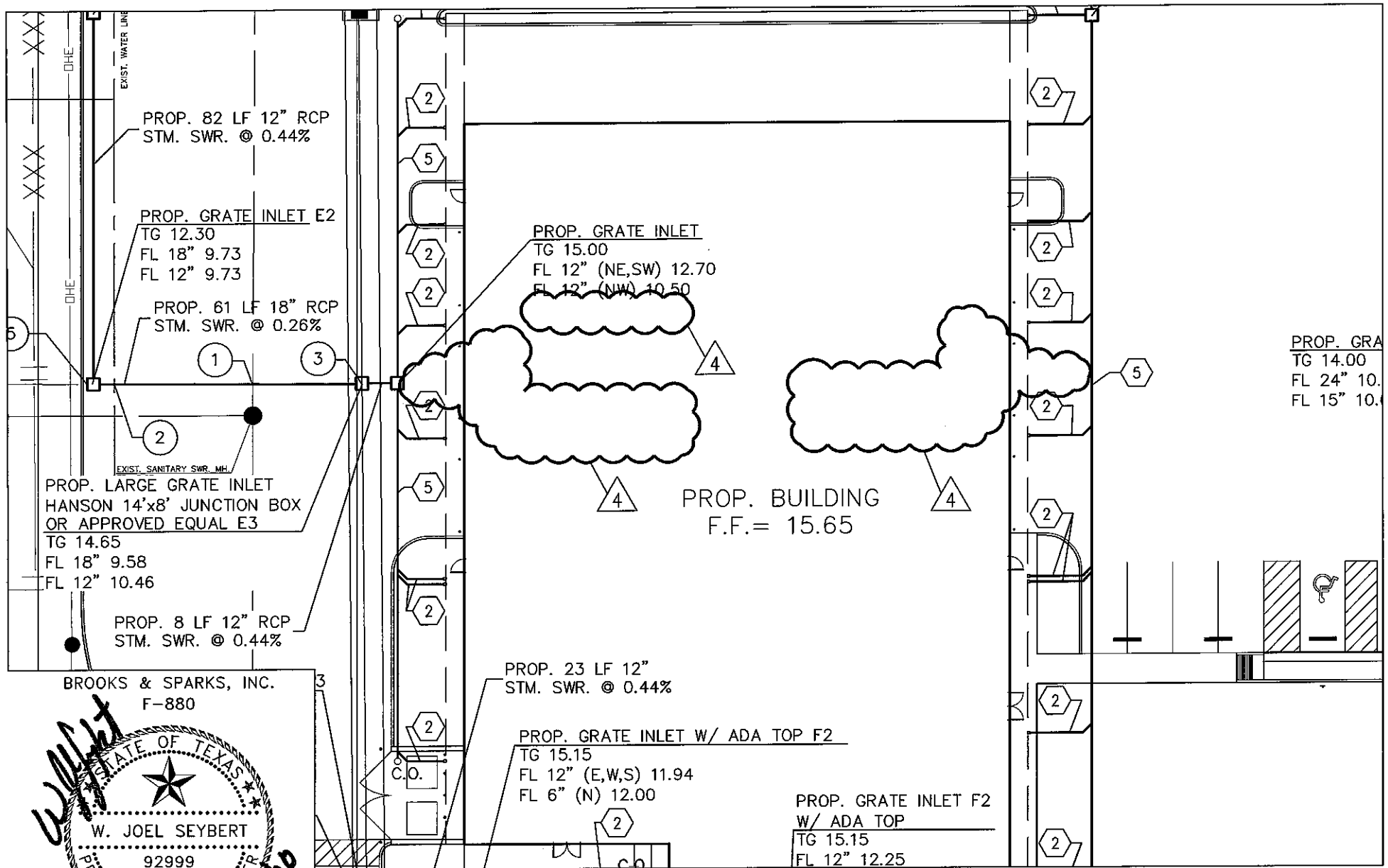
GRADING PLAN

BROOKS & SPARKS, INC.
F-880




BAY ARCHITECTS
18201 GULF FREEWAY
P.O. BOX 891209
HOUSTON, TEXAS 77289
281.286.6605

<p>A NEW TRANSPORTATION FACILITY DICKINSON I.S.D.</p>	<p>ADD-4-3 0806 1"=30" 03/31/2010 C2.08</p>
--	--



BROOKS & SPARKS, INC.
F-880



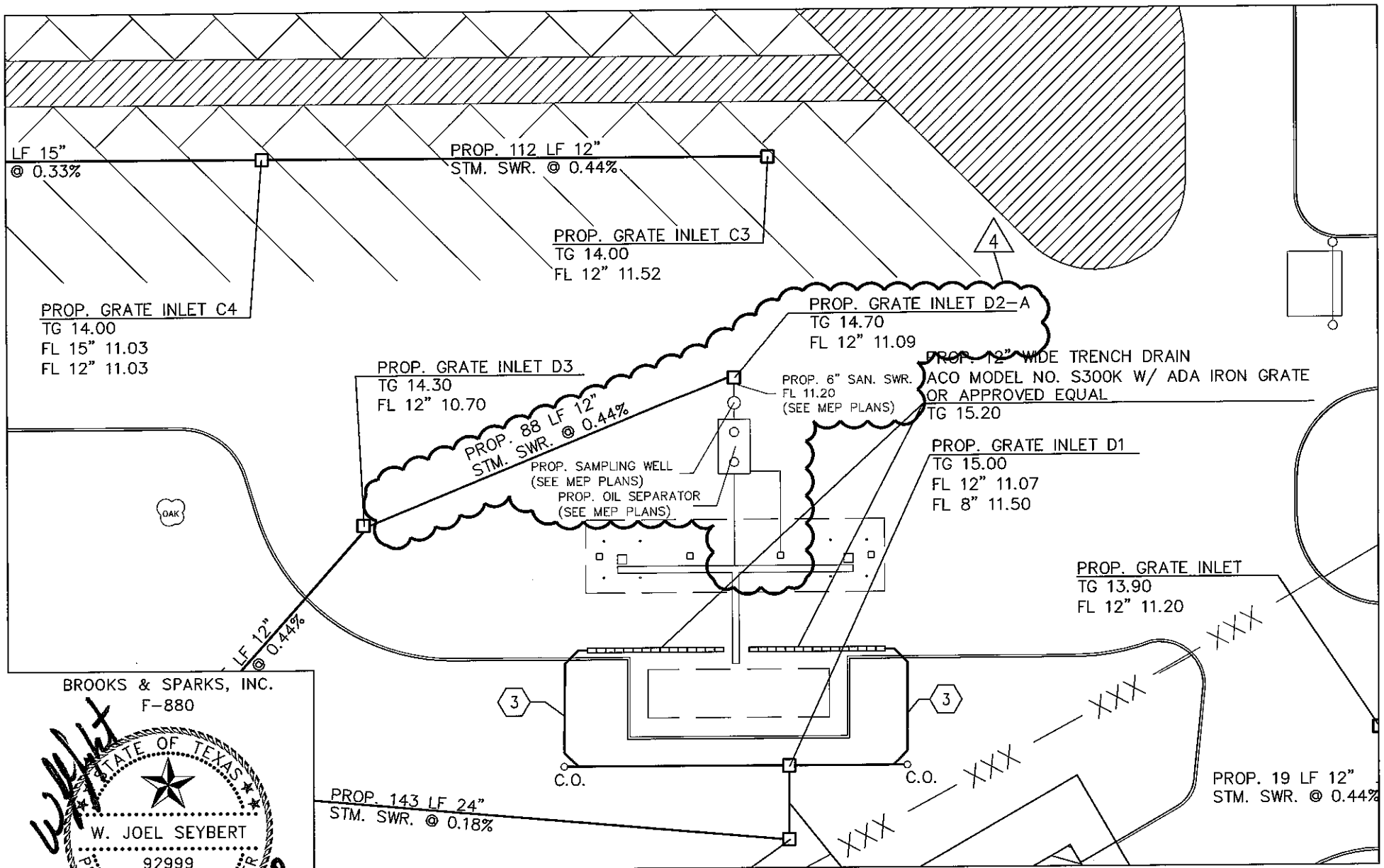
STORM SEWER PLAN




BAY ARCHITECTS
18201 GULF FREEWAY
P.O. BOX 891209
HOUSTON, TEXAS 77289
281.286.6605

A NEW TRANSPORTATION FACILITY
DICKINSON I.S.D.

ADD-4-4
0806
1"=30"
03/31/2010
C2.11



BROOKS & SPARKS, INC.
F-880



STORM SEWER PLAN



BAY ARCHITECTS
18201 GULF FREEWAY
P.O. BOX 891209
HOUSTON, TEXAS 77289
281.286.6605

A NEW TRANSPORTATION FACILITY
DICKINSON I.S.D.

ADD-4-5
0806
1"=30"
03/31/2010
C2.11

1-2"x2

4

PROP. 2" DOMESTIC WATER LINE

PROP. 139 LF 6" SAN. SWR. @ 0.65%

PROP. SAN. SWR. MH.-9
TR 15.60
FL 6" 8.97

1-2"x45° BEND
1-2"x22.5° BEND

COVERED CONC.

EXIST. 1-STORY BRICK BLDG.
FF.EL. = 15.71'

PROP. SAN. SWR. MH.-8
TR MATCH PVMT. ELEV.
FL 6" 9.57

PROP. 92 LF 6" SAN. SWR. @ 0.65%


CONTRACTOR TO CONSTRUCT PROP. SAN. SWR. MH. ON EXISTING SAN. SWR. LEAD SERVING EXISTING BUILDING.

EXIST. SAN. SWR. (SIZE AND FLOWLINE TO BE DETERMINED IN FIELD)

EXIST. 2-STORY BRICK BLDG.
FF.EL. = 15.71'

EXIST. DOMESTIC WATER LINE (SIZE TO BE DETERMINED IN FIELD)

BROOKS & SPARKS, INC.
F-880

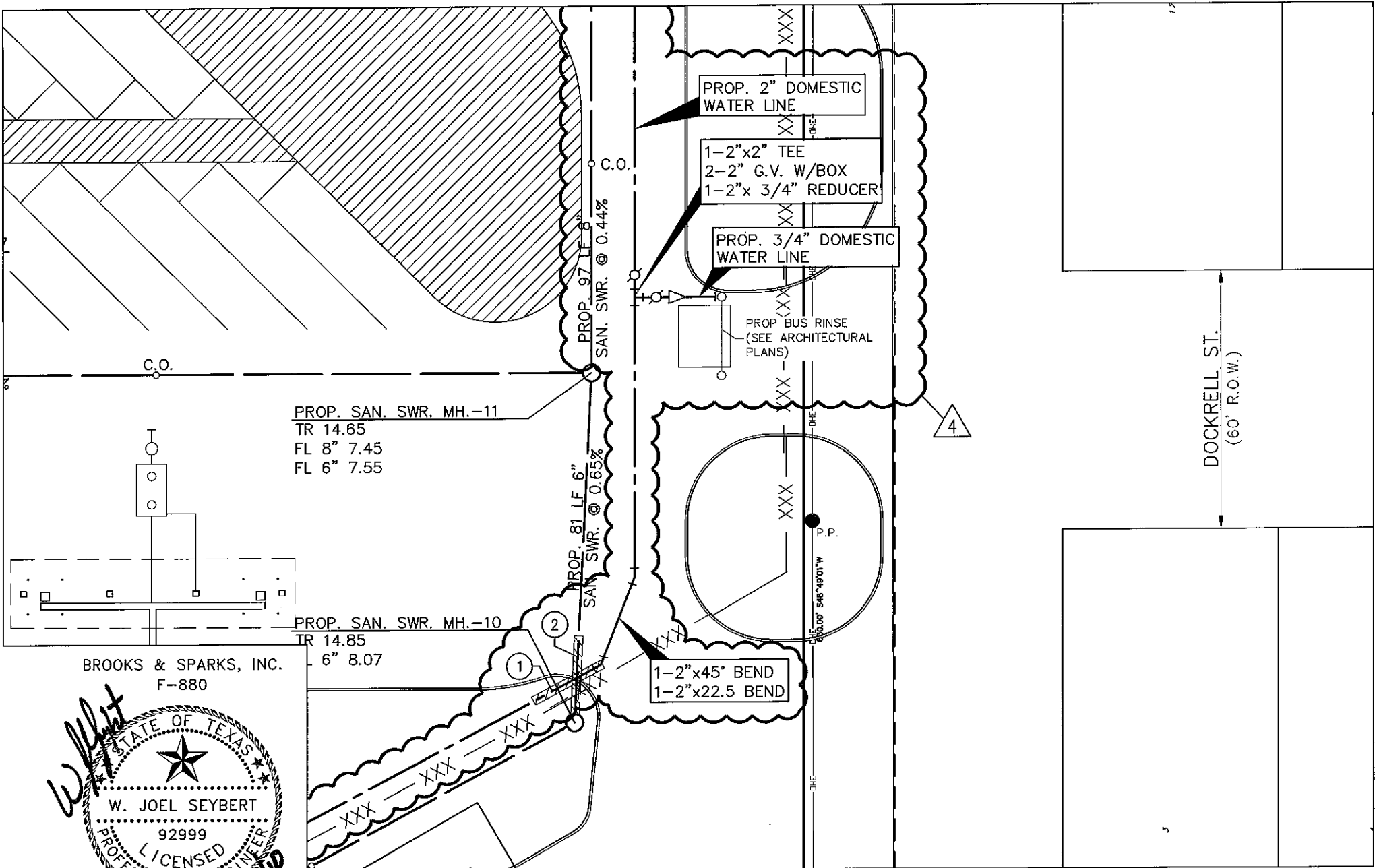


1-4"x4" TEE, AB
2-4"x2" REDUCER
2-4" G.V. W/BOX


2-4"x45° BENDS, AB.

WATER AND SANITARY SEWER PLAN

BAY ARCHITECTS 18201 GULF FREEWAY P.O. BOX 891209 HOUSTON, TEXAS 77289 281.286.6605	A NEW TRANSPORTATION FACILITY DICKINSON I.S.D.	ADD-4-6 0806 1"=30" 03/31/2010 C2.18
--	--	---



BROOKS & SPARKS, INC.
F-880



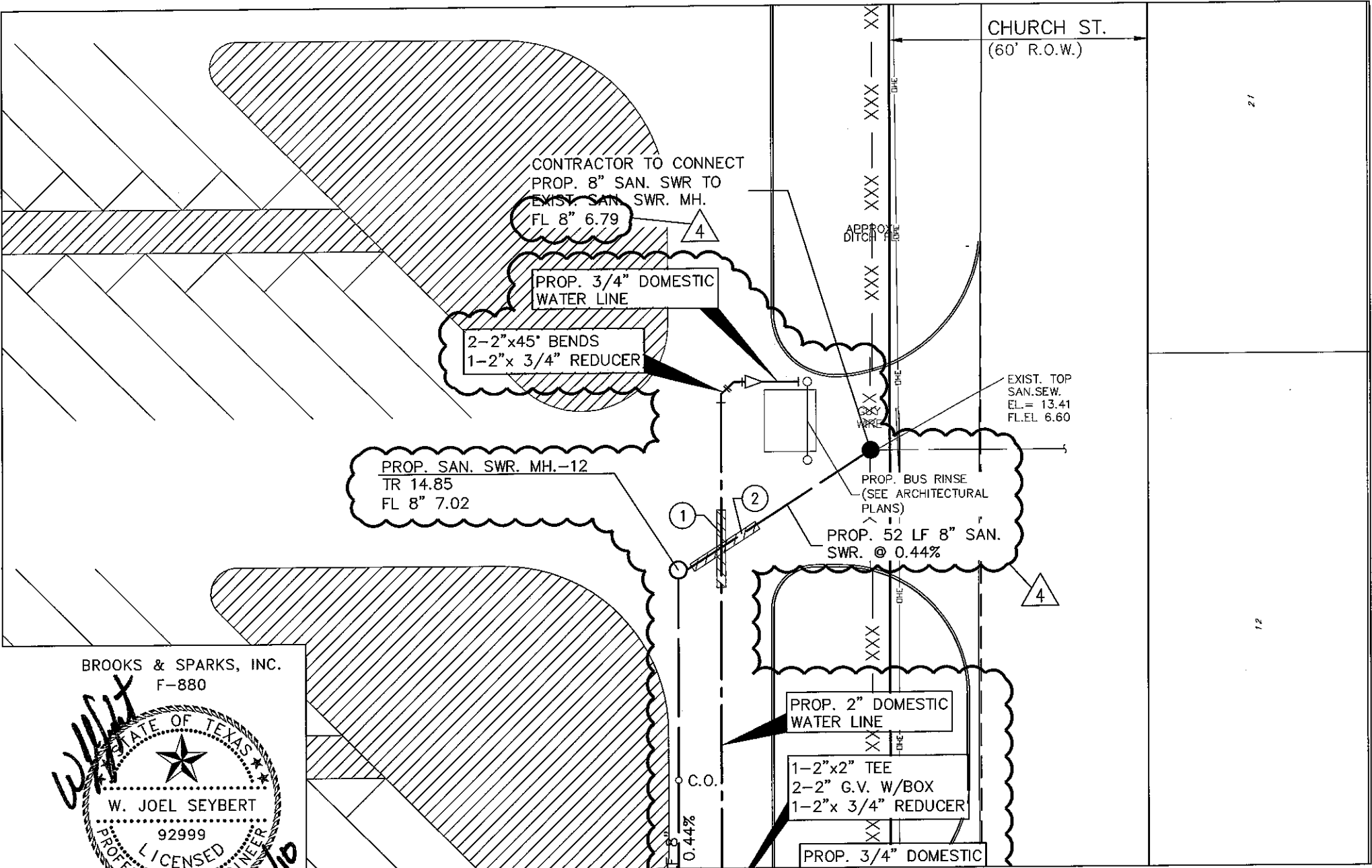
WATER AND SANITARY SEWER PLAN



BAY ARCHITECTS
18201 GULF FREEWAY
P.O. BOX 891209
HOUSTON, TEXAS 77289
281.286.6605

A NEW TRANSPORTATION FACILITY
DICKINSON I.S.D.


ADD-4-7
0806
1"=30"
03/31/2010
C2.18



21

12

BROOKS & SPARKS, INC.
F-880



WATER AND SANITARY SEWER PLAN



BAY ARCHITECTS
18201 GULF FREEWAY
P.O. BOX 891209
HOUSTON, TEXAS 77289
281.286.6605

A NEW TRANSPORTATION FACILITY
DICKINSON I.S.D.

ADD-4-8
0806
1"=30"
03/31/2010
C2.18