



Bay Architects

18201 Gulf Freeway
Webster, Texas 77598
Tel 281.286.6605
Fax 281.286.9606

ADDENDUM NO. 02
4 June 2009

Project: **THE NEW TEXAS CITY HIGH SCHOOL**
Texas City Independent School District

Issued by: **Bay Architects, Inc.**
18201 Gulf Freeway
Webster, TX 77598
281-286-6605

Bay Project No.: **0748**

Prepared for: **Prospective Proposers**



PART A: NOTICE TO PROPOSERS:

1. Receipt of this Addendum shall be acknowledged on the Proposal Form. Failure to do so may subject Proposers to disqualification. Each proposer shall make necessary adjustments and submit his proposal with full knowledge of all modifications, clarification, and supplemental data included therein.
2. This Addendum forms part of the Contract Documents and shall be incorporated integrally therewith. Where provisions of the following supplemental data differ from those of previously issued documents, this Addendum shall govern.
3. The following Contract Documents have been issued to date delineating the Work (Project).

Contract Documents	18 May 2009
Addendum 01	1 June 2009
4. This Addendum consists of: two (2) 8-1/2x11 pages; attached sketches, 2-SKT-1 through 2-SKT-6 (6 pages); as prepared by Brooks and Sparks. Total pages included in this Addendum: eight (8) pages.

PART B: CHANGES TO PRIOR ADDENDUM
"Any changes to prior issued addendum materials are listed here."

5. None

PART C: CHANGES TO THE PROJECT MANUAL

6. None

PART D: CHANGES TO THE DRAWINGS

7. Sheet C2.08: Sketch **2-SKT-6** Add top of grate calls for the added two junction boxes collecting canopy drains at front entrance.


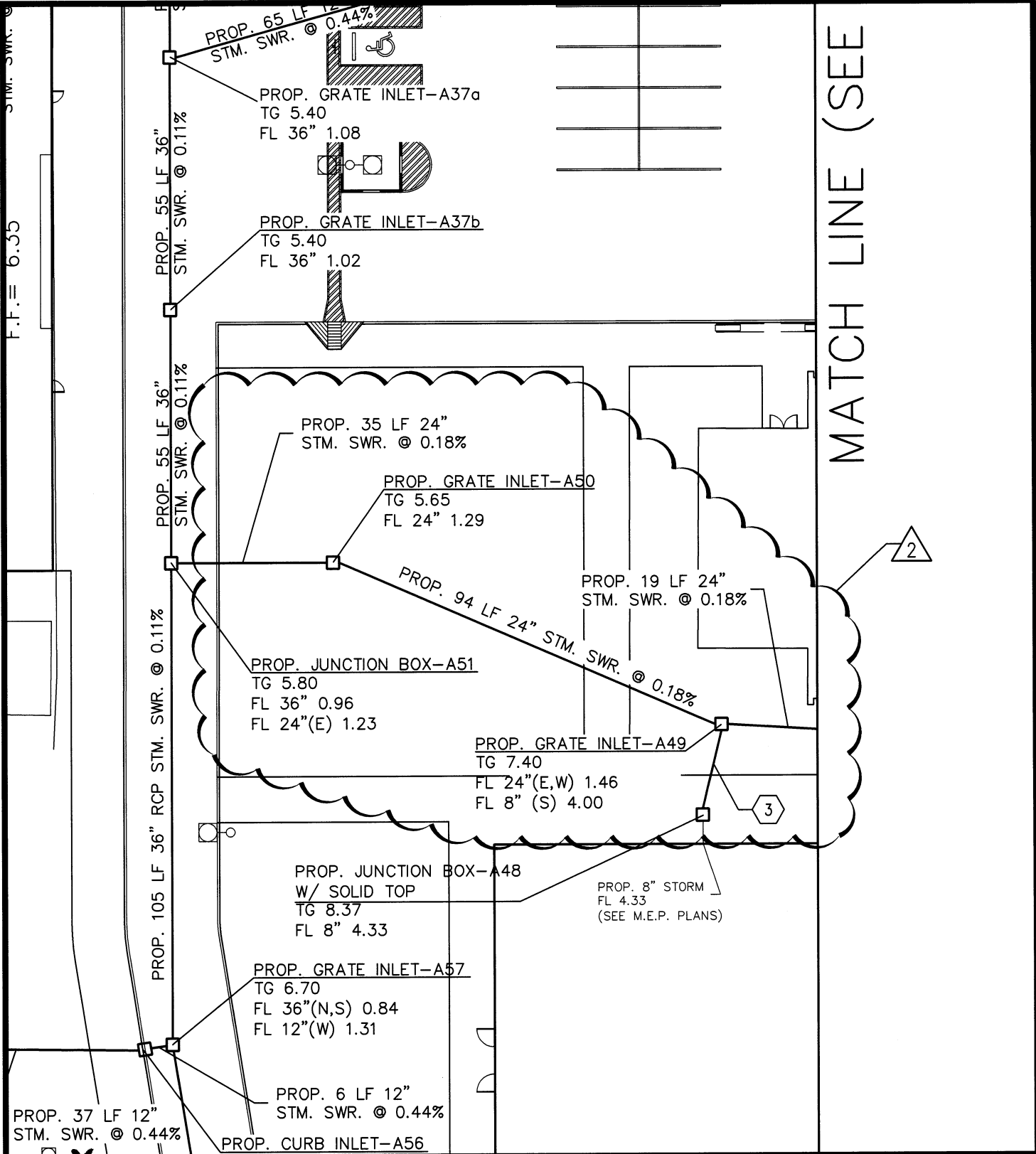
8. Sheet C2.13: Sketch **2-SKT-1** Upsize proposed storm sewer from 12” to 24” to run storm trunk between proposed building and existing field house.
9. Sheet C2.13A: Sketch **2-SKT-2** Same revision as sketch 2-SKT-1. (revise alternate sheet to match calls as on bid sheet).
10. Sheet C2.14: Sketch **2-SKT-3** Reroute storm sewer trunk to run between proposed building and existing field house for construction phasing purposes. Add storm sewer piping to collect canopy drains at front entrance. Add two junction boxes to collect sub-surface drainage from canopy drains.
11. Sheet C2.14: Sketch **2-SKT-4** Revise sizes of storm sewer in parking lot from 24” to 12” and revise slopes and sizes accordingly.
12. Sheet C2.14: Sketch **2-SKT-5** Reroute storm sewer trunk to run between proposed building and existing field house for construction phasing purposes. Add storm sewer piping to collect canopy drains at front entrance. Add two junction boxes to collect sub-surface drainage from canopy drains.

PART E: RE-ISSUED SHEETS

13. None

END OF ADDENDUM

02 Jun 2009 8:31AM educardos
 F:\project\BROOK_SP\BAY\229223\13A-229223\UT1.dwg
 Includes Xref(s): 229223\SITE-ALT.dwg; 229223\TOPO.dwg; 229223\UTL-ALT.dwg



BROOKS & SPARKS, INC.
 CONSULTING ENGINEERING

SCALE:
1"=30'


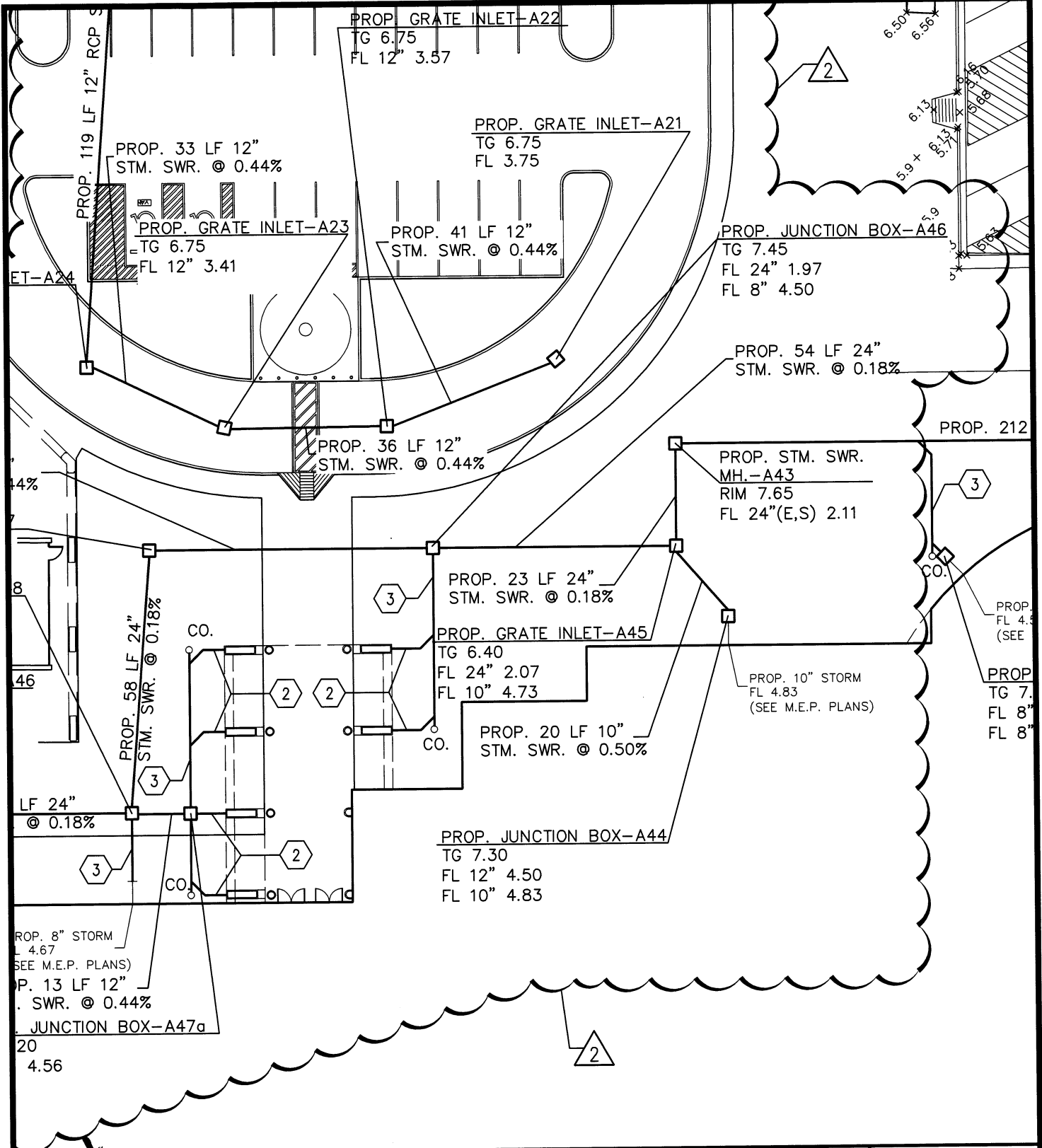
DATE:
06-03-09

ADDENDUM #
2-SKT-2

SHEET NO.:
C2.13A

TEXAS CITY INDEPENDENT SCHOOL DISTRICT
 THE NEW TEXAS CITY HIGH SCHOOL
 TEXAS CITY, TEXAS
 STORM SEWER PLAN ALTERNATE


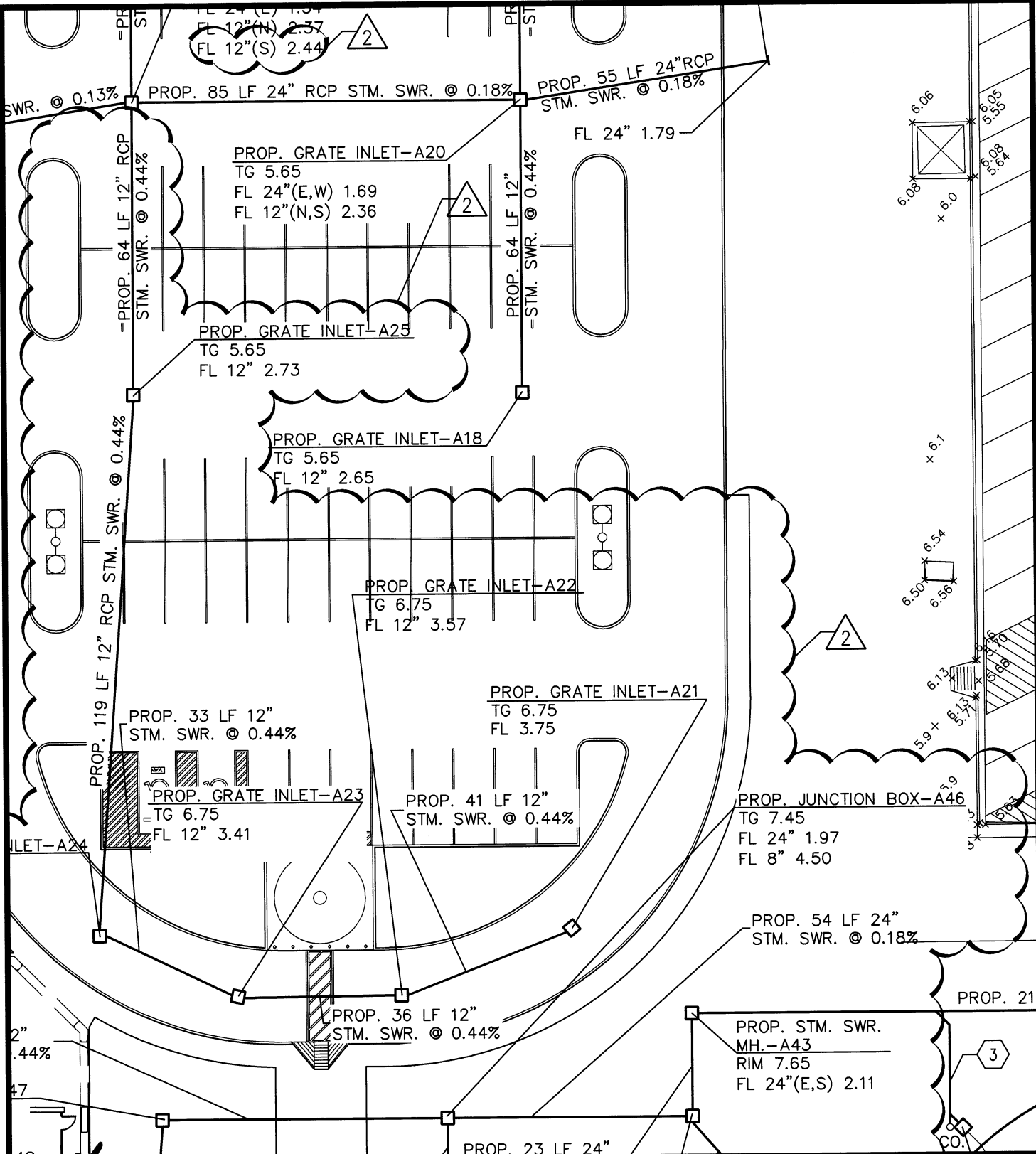
02 Jun 2009 8:43AM eduardos
 F:\project\BROOK_SP\BAY\229223\Civil\14-229223\UT2.dwg
 Includes Xref(s): 229223XTBL.dwg; 229223XSITE.dwg; 229223XTOPO.dwg; 229223XUTL.dwg



BROOKS & SPARKS, INC. CONSULTING ENGINEERING	SCALE: 1"=30'	ADDENDUM # 2-SKT-3
	DATE: 06-03-09	SHEET NO.: C2.14

TEXAS CITY INDEPENDENT SCHOOL DISTRICT
THE NEW TEXAS CITY HIGH SCHOOL
TEXAS CITY, TEXAS
STORM SEWER PLAN (SHEET 2 OF 6)

02 Jun 2009 8:44AM eduardos
 F:\project\BROOK_SP_BAY\229223\Civil\14-229223\UT2.dwg
 Includes Xref(s): 229223\TBL.dwg; 229223\TOP.dwg; 229223\UTL.dwg

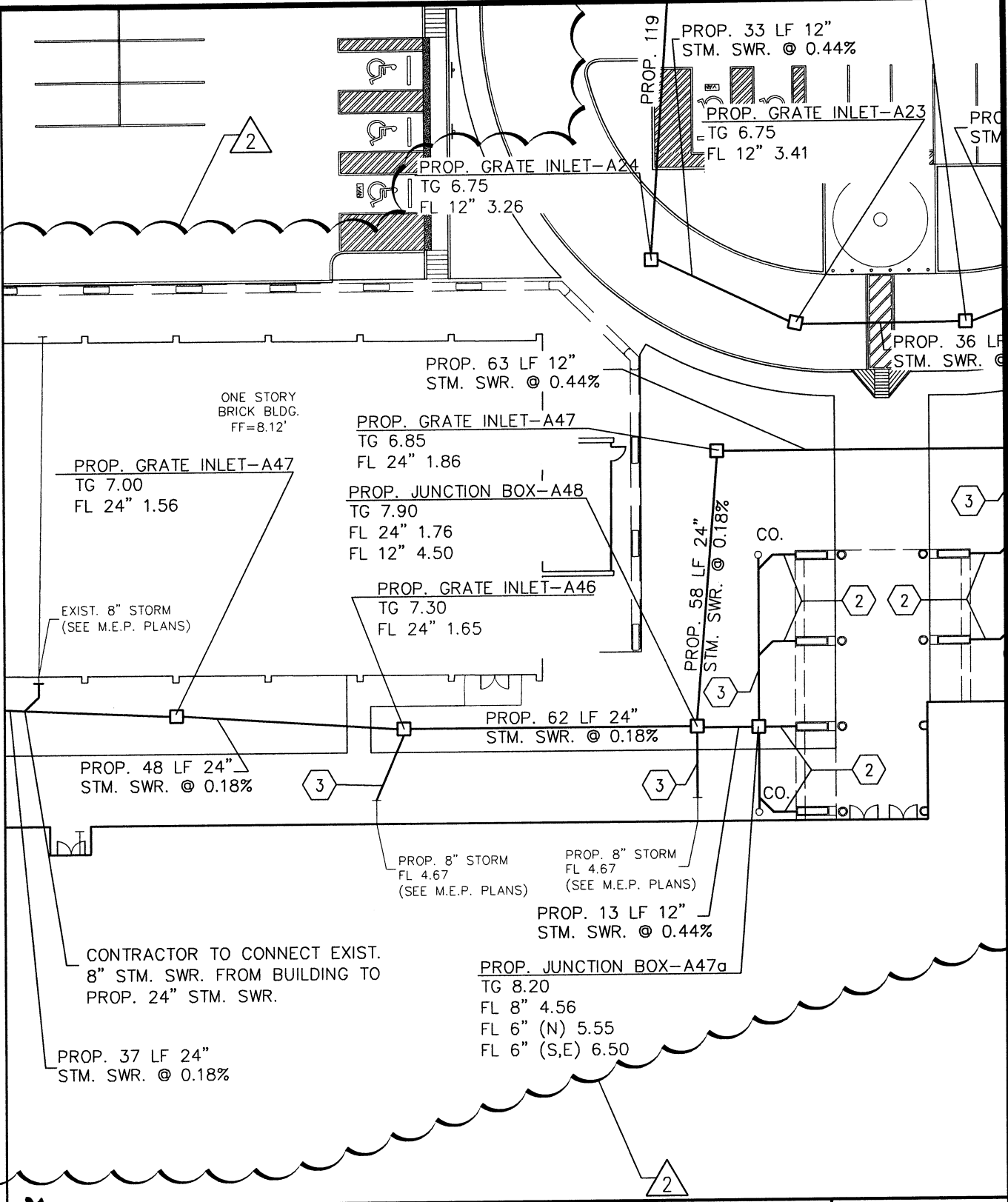


BROOKS & SPARKS, INC.
 CONSULTING ENGINEERING


SCALE: 1"=30'	ADDENDUM # 2-SKT-4
DATE: 06-03-09	SHEET NO.: C2.14

TEXAS CITY INDEPENDENT SCHOOL DISTRICT
 THE NEW TEXAS CITY HIGH SCHOOL
 TEXAS CITY, TEXAS
 STORM SEWER PLAN (SHEET 2 OF 6)

MATCH LINE (SEE SHEET 1)



02 Jun 2009 9:00AM gregj
 F:\project\BROOK_SP\BAY\229223\Civil\14-229223\UT2.dwg
 Includes Xref(s): 229223\TBL.dwg; 229223\SITE.dwg; 229223\TOPO.dwg; 229223\XUTL.dwg

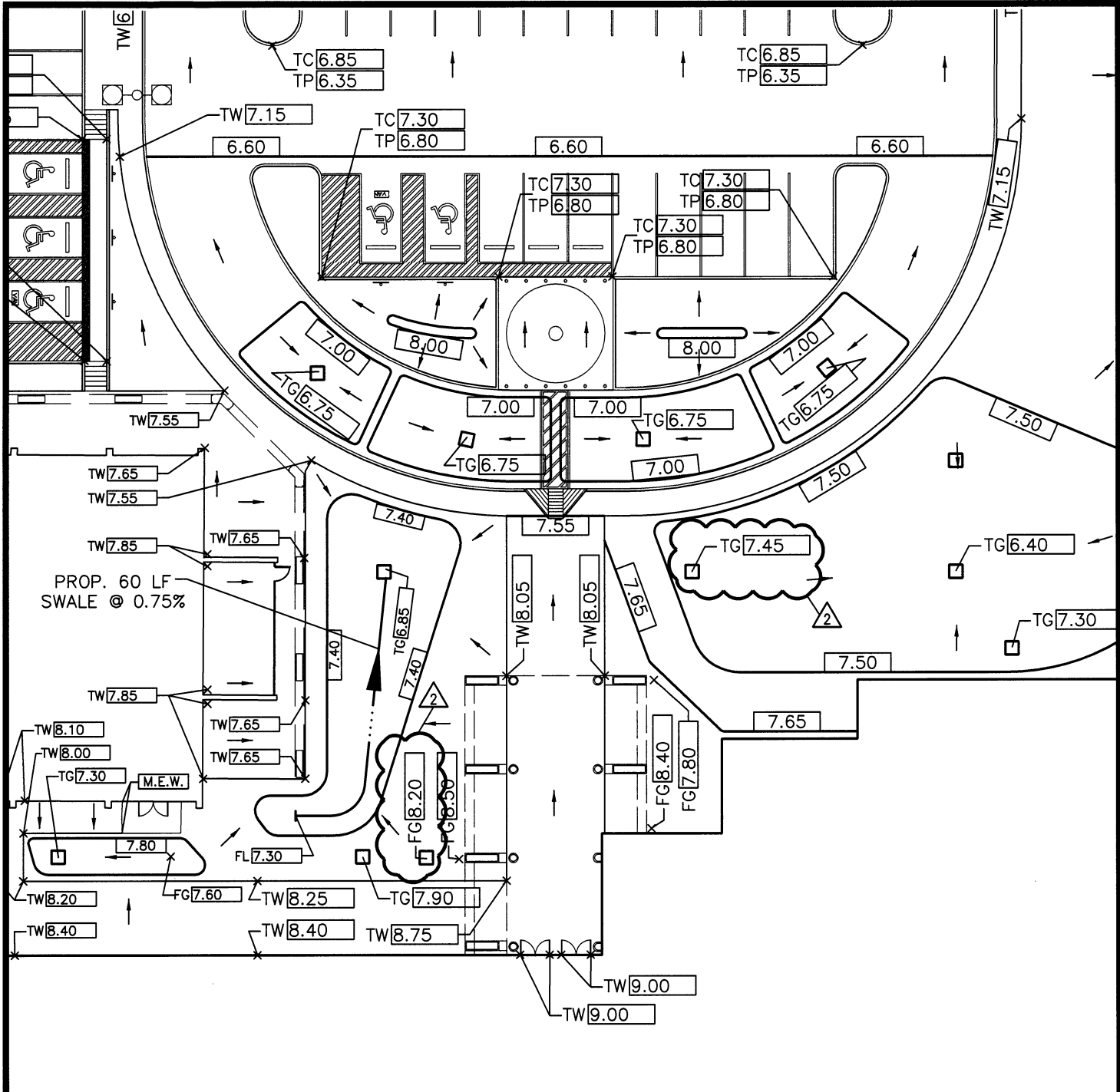


BROOKS & SPARKS, INC.
 CONSULTING ENGINEERING

SCALE:
 1"=30'
 DATE:
 06-03-09


ADDENDUM #
 2-SKT-5
 SHEET NO.:
 C2.14

TEXAS CITY INDEPENDENT SCHOOL DISTRICT
 THE NEW TEXAS CITY HIGH SCHOOL
 TEXAS CITY, TEXAS
 STORM SEWER PLAN (SHEET 2 OF 6)



PROPOSED BUILDING
F.F. = 9.00

02 Jun 2009 3:15PM greg
 F:\project\BROOK_SP\BAY\229223\Civil\08-229223GR2.dwg
 includes Xref(s): 229223XTBL.dwg; 229223XSITE.dwg; 229223XTOPO.dwg; 229223XGR.dwg; 229223XUTL.dwg



BROOKS & SPARKS, INC.
CONSULTING ENGINEERING

SCALE:
1"=30'

ADDENDUM #
2-SKT-6

DATE:
06-03-09

SHEET NO.:
C2.08

TEXAS CITY INDEPENDENT SCHOOL DISTRICT
THE NEW TEXAS CITY HIGH SCHOOL
TEXAS CITY, TEXAS
GRADING PLAN (SHEET 2 OF 6)