



Bay Architects


18201 Gulf Freeway
Webster, Texas 77598
Tel 281.286.6605
Fax 281.286.9606

ADDENDUM NO. 14

March 08, 2010

Project: Dickinson High School Additions and Renovations
Dickinson Independent School District

Issued by: Bay Architects, Inc.
18201 Gulf Freeway
Webster, TX 77598
281-286-6605



Bay Project No.: 0743

Prepared for: Prospective Proposers. To be distributed by Bartlett-Cocke, Construction Manager.

PART A: NOTICE TO PROPOSERS:

1. Receipt of this Addendum shall be acknowledged on the Proposal Form. Failure to do so may subject Proposers to disqualification. Each proposer shall make necessary adjustments and submit his proposal with full knowledge of all modifications, clarification, and supplemental data included therein.
2. This Addendum forms part of the Contract Documents and shall be incorporated integrally therewith. Where provisions of the following supplemental data differ from those of previously issued documents, this Addendum shall govern.
3. The following Contract Documents have been issued to date delineating the Work (Project).

Contract Documents	January 22, 2010
Addendum No. 01	February 4, 2010
Addendum No. 02	February 10, 2010
Addendum No. 03	February 12, 2010
Addendum No. 04	February 15, 2010
Addendum No. 05	February 16, 2010
Addendum No. 06	February 18, 2010
Addendum No. 07	February 18, 2010
Addendum No. 08	February 23, 2010
Addendum No. 09	February 23, 2010
Addendum No. 10	March 02, 2010
Addendum No. 11	March 05, 2010
Addendum No. 12	March 05, 2010
Addendum No. 13	March 05, 2010

4. This Addendum consists of three (3) 8-1/2"x11" written pages; three (3) 8-1/2" x11" attached sketches, **ADD-14-01**, **ADD-14-02** and **ADD-14-03** as prepared by Frank Clements Associates and Bay Architects, Inc. Total pages: 6 pages

PART B: CHANGES TO PRIOR ADDENDUM

“Any changes to prior issued addendum materials are listed here.”

5. Addendum No. 07 - Section 11400 Foodservice Equipment, page 11400-11, REVISE
Item No. 102 - Refrigeration System, TO READ:
Item No. 102 - Refrigeration System **Quantity One (1)**
- A. One (1) Refrigerated Design of Texas Model No. ZS2-6 (4 comp) outdoor refrigeration rack. System to have the following units:
- Refrigerator**
- 01. One (1) Model No. ZB13KCE, 1.8 h.p., 208 volt, single phase, condensing unit.
 - 02. One (1) Model No. LET-120, 208 volt, single-phase evaporator coil.
 - 03. Refrigerant R-404A.
 - 04. Adjust thermostat to 34°F.
- Freezer**
- 01. Two (2) Model No. ZF18K4E, 6 h.p., 208 volt, three phase condensing units.
 - 02. Two (2) Model No. LET-200, 208 volt, single-phase evaporator coils.
 - 03. Refrigerant R-404A.
 - 04. Adjust thermostat to -10°F.
- Small Cooler**
- 01. **One (1) Model No. ZB11KCE, 1.5 h.p., 208 volt, single phase, condensing unit.**
 - 02. **One (1) Model No. LET-140, 120 volt, single-phase evaporator coil.**
 - 03. Refrigerant R-404A.
 - 04. Adjust thermostat to 34°F.
6. Addendum No. 07 - Section 11400 Foodservice Equipment, Page 11400-16, REVISE
Item No. 216 - Walk-In Cooler Assembly TO READ:
Item No. 216 - Walk-In Cooler Assembly **Quantity One (1) Lot**
- A. One (1) Thermo-Kool or Thermalrite single compartment assembly. Assembly to be 8'-8" A.F.F. from top of exterior walk in panels to finished floor. Provide per attached drawing sheet ADD-14-03, Detail B.
- 01. 20 gauge stainless steel exterior where exposed, .040" stucco embossed aluminum interior. Galvalume exterior finish where not exposed.
 - 02. Self closing door with heated view window.
 - 03. Full perimeter high wattage door heater.
 - 04. Heated threshold.
 - 06. Dial type thermometer.
 - 07. Foot treadle.
 - 08. Matching closure panels to finished ceiling.
 - 09. Stainless steel trim strips at gaps between building walls and walk-in assembly.
 - 10. **Three (3) Simkar OV-450-240-HO-LT-W-SS, light fixture with low temp -20 degree ballasts and lamps. Pre-wire fixtures to J-Box mounted above each compartment no exposed conduit inside walk-in. Lightolier is an approved alternate manufacturer.**
 - 11. 36" high stainless steel kick plate at interior and exterior of door.
 - 12. Provide wall mounted door bumper on walk-in exterior.
 - 13. Provide two-piece strip curtain swinging doors with mounting hardware.

7. Addendum No. 07- Section 11400 Foodservice Equipment, Page 11400- REVISE Item No. 217 - Walk-In Cooler Shelving TO READ:
Item No. 217 - Walk-In Cooler Shelving **Quantity One (1) Lot**
A. One (1) Lot InterMetro "Metro Max i" shelving, four (4) tiers high, each section with four (4) MX63P, posts. Sections as follows:
Refrigerator
01. Five (5) MX2436G shelf sections.
02. Two (2) MX2442G shelf sections.
03. Four (4) MX2448G shelf sections.

PART C: CHANGES TO THE PROJECT MANUAL

8. Section 11400 Foodservice Equipment, Page 11400- ADD Item No. 218 - Dry Storage Shelving TO READ:
Item No. 218 - Dry Storage Shelving **Quantity One (1) Lot**
A. One (1) Lot InterMetro "Metro Max i" shelving, five (5) tiers high, each section with four (4) MX63P, posts. Sections as follows:
01. One (1) MX2436G shelf section.
02. One (1) MX2442G shelf section.
03. One (1) MX2448G shelf section.
9. Section 11400 Foodservice Equipment, Page 11400- ADD Item No. 219 - Beverage System TO READ:
Item No. 219 - Beverage System **Quantity One (1)**
A. Existing.

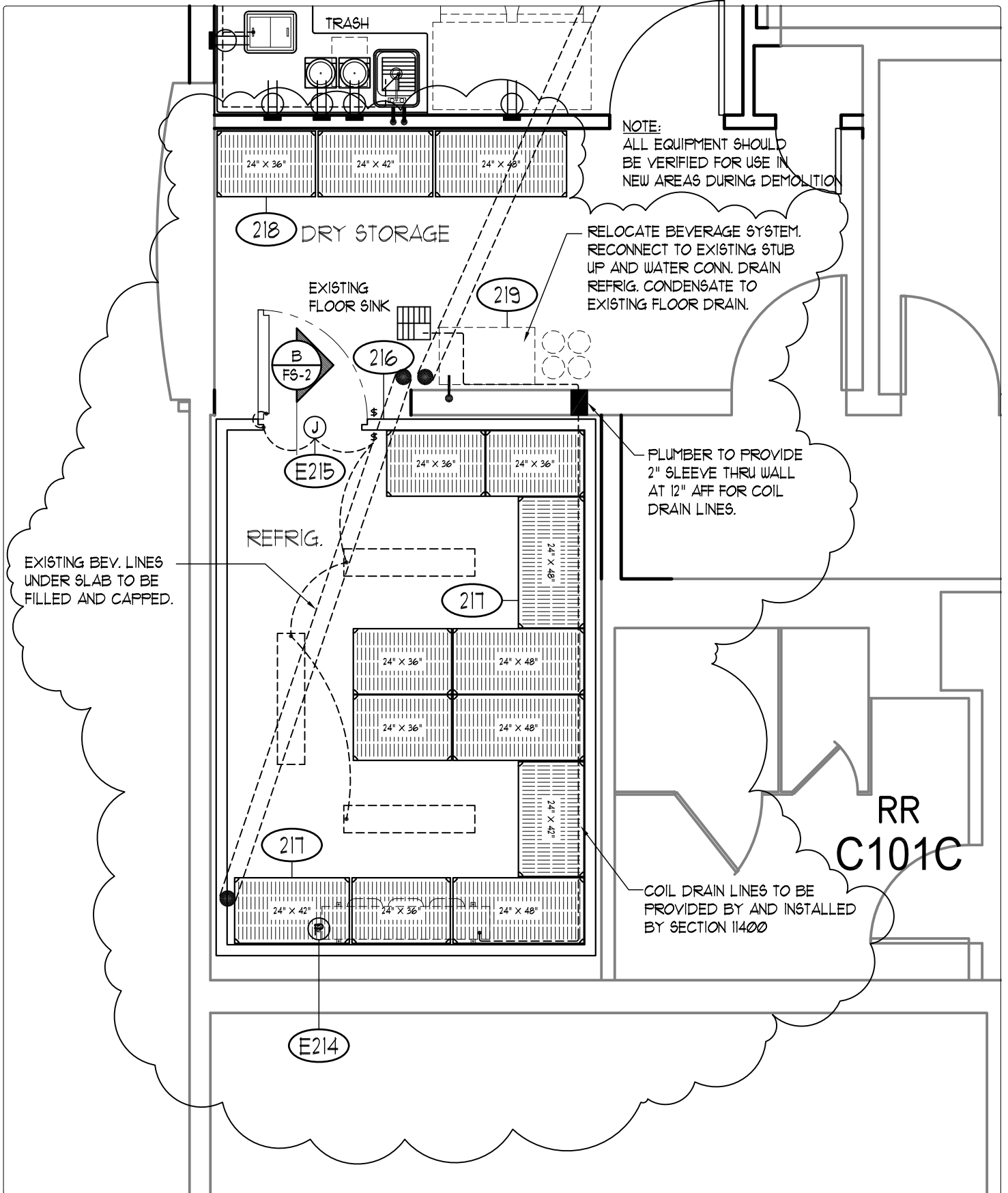
PART D: CHANGES TO THE DRAWINGS

10. Sheet FS-2: REVISE Equipment Schedule, refer to attached drawings sheet **ADD-14-03**.
11. Sheet FS-2: REVISE Equipment Floor Plan to ADD Walk-In Cooler, refer to attached drawing sheet **ADD-14-01**.
12. Sheet FS-7: ADD Plumbing Rough-In for Walk-In Cooler and Beverage System, refer to attached drawing sheet **ADD-14-01**.
13. Sheet FS-9: ADD/REVISE Electrical Rough-Ins for Refrigeration System, refer to attached drawing sheet **ADD-14-02**.
14. Sheet FS-9: REVISE Electrical Schedule, refer to attached drawings sheet **ADD-14-03**.
15. Sheet FS-10: ADD Electrical Rough-Ins, refer to attached drawings sheet **ADD-14-01**.
16. Sheet FS-10: REVISE Electrical Schedule, refer to attached drawings sheet **ADD-14-03**.

PART E: RE-ISSUED SHEETS

17. None.

END OF ADDENDUM



NOTE:
ALL EQUIPMENT SHOULD
BE VERIFIED FOR USE IN
NEW AREAS DURING DEMOLITION

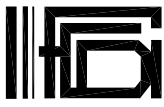
RELOCATE BEVERAGE SYSTEM.
RECONNECT TO EXISTING STUB
UP AND WATER CONN. DRAIN
REFRIG. CONDENSATE TO
EXISTING FLOOR DRAIN.

PLUMBER TO PROVIDE
2" SLEEVE THRU WALL
AT 12" AFF FOR COIL
DRAIN LINES.

EXISTING BEV. LINES
UNDER SLAB TO BE
FILLED AND CAPPED.

COIL DRAIN LINES TO BE
PROVIDED BY AND INSTALLED
BY SECTION 11400

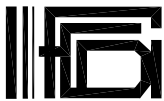
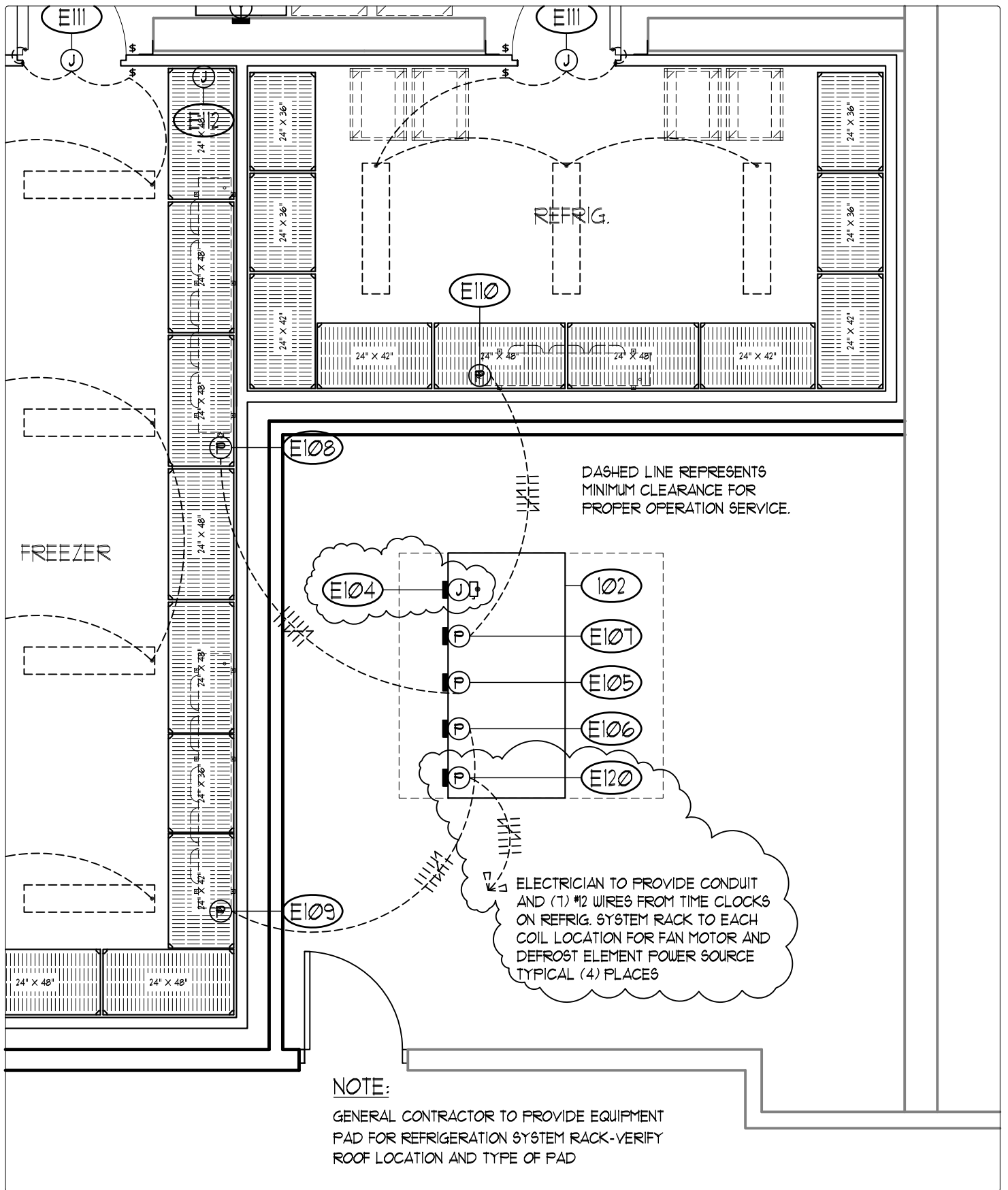
RR
C101C



Frank Clements Associates, Inc.
FOODSERVICE DESIGNER/PLANNERS
HOUSTON, TEXAS

PROJECT: Dickinson High School Additions
And Renovations
Dickinson Independent School District
TITLE: Addendum #14
Revisions to Addendum #07

JOB NO. 1273
SHEET NO. ADD-14-01
DATE: 3/8/2010
DRAWN BY: D.P.G.
CHECKED BY: C.C.



Frank Clements Associates, Inc.
FOODSERVICE DESIGNER/PLANNERS
HOUSTON, TEXAS

PROJECT: Dickinson High School Additions
 And Renovations
 Dickinson Independent School District

TITLE: Addendum #14
 Revisions to Addendum #07

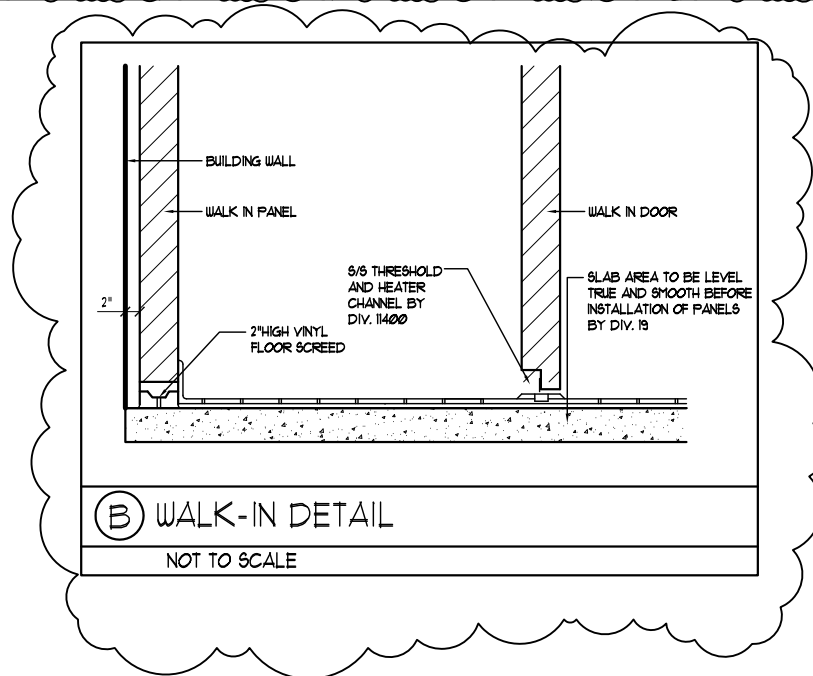
JOB NO. 1273
SHEET NO. ADD-14-02
DATE: 3/8/2010
DRAWN BY: D.P.G.
CHECKED BY: C.C.

EQUIPMENT SCHEDULE

NO.	ITEM DESCRIPTION	REMARKS	MANUFACTURER	MODEL NO.	QTY.
102	REFRIGERATION SYSTEM		RDT	Z52-6	1 LOT
216	WALK-IN REFRIG. ASSEMBLY		THERMO-KOOL		1 LOT
217	REFRIGERATOR SHELVING		METRO	METRO MAX	1 LOT
218	DRY STORAGE SHELVING		METRO	METRO MAX	1 LOT
219	BEVERAGE SYSTEM	EXISTING	---	---	1

ELECTRICAL SCHEDULE

NO.	CONN.	SERVICE TO	RATING	VOLTS	PH	LOCATION	AFF.	REMARKS
E104	JB/DS	REFRIG. RACK	85.9A	208	3	VERIFY		BTC
E120	PB	REFRIG. RACK	---	--	--	VERIFY		BTC POWER TO CONNECTION E214 ON F6-10
E214	PB	REFRIG. COIL	---	---	--	VERIFY	120"	BTC POWER FROM E120 ON F6-9
E215	JB	LIGHTS / DOOR HTR.	150A	120	1	CEILING	120"	BTC
E216		NUMBER NOT USED						



Frank Clements Associates, Inc.
FOODSERVICE DESIGNER/PLANNERS
HOUSTON, TEXAS

PROJECT: Dickinson High School Additions
 And Renovations
 Dickinson Independent School District

TITLE: Addendum #14
 Revisions to Addendum #07

JOB NO. 1273
SHEET NO. ADD-14-03
DATE: 3/8/2010
DRAWN BY: D.P.G.
CHECKED BY: C.C.